

CABLE MARKERS

1



K-TYPE® MARKERS

- Elliptical profile for fitting to cables or carrier strips
- Large characters for easy reading
- Colour coding option enables identification when mark is obscured
- Pre-print service available, contact Tyco Electronics

The K-Type® marker has an elliptical profile which allows a wide cable diameter range from 4mm² to 10mm² to be accommodated. An alternative method of fixing using carrier strips and retaining straps in various forms allows the K-Type® marker to be used for marking of outer cable,

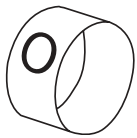
conduit or pipe before or after termination. Marks can be changed easily.

SERVICE TEMPERATURE RANGE: -45°C to +70°C.

MATERIAL: Plasticised PVC.

MARKS AVAILABLE:

A-Z, 0-9, +, -, /, phase, earth, blank and full stop.



O-TYPE™ MARKERS

- Conforms to BS3858: 1992 Type 3
- Colour coding enables identification when mark is obscured
- Thin wall for densely packed wiring

The O-Type™ marker is a thin walled plasticised PVC marker which is particularly suited to high density wiring applications where space saving is paramount. Nine sizes of marker cover cable sizes up to 16mm². They are colour coded to BS3858: 1992 which includes repeated printing of the individual digit three times around the

circumference of the marker.

Letters and symbols are printed on a pink background.

SERVICE TEMPERATURE RANGE: -65°C to +95°C.

MATERIAL: Plasticised PVC.

MARKS AVAILABLE: A-Z, 0-9, +, -, /, phase, earth, blank and full stop.



E-TYPE™ MARKERS

- Snap-on marker for terminated cables
- Built-in applicator for ease of use
- 10 sizes cover cable range from 0.10mm² to 100mm²
- European colour coding option enables identification when mark is obscured

E-Type™ markers allow for the marking of in-situ wiring or cables after termination. Markers are easily and quickly applied using the built-in applicator. The flared end of the applicator is placed on the wire to be marked and markers are pushed down the applicator on to the wire. The material used to produce the markers is very elastic which

allows them to grip the wire and remain in place once applied. The chevron cut ensures legends remain aligned.

SERVICE TEMPERATURE RANGE: -40°C to +125°C.

MATERIAL: High quality copolymer.

MARKS AVAILABLE: A-Z, 0-9, +, -, /, phase, earth, blank and full stop.



G-TYPE™ MARKERS

- Zero halogen, UL94 Vo gusseted marker
- Mark permanence to BS3858 Clause 9.9, DIN VDE 0611 Part 1 and DIN VDE 0360 Part 1
- Five sizes cover outside cable diameters from 1.4 to 12.5mm
- Expanding gusset for ease of application
- Interlocking for alignment of marks

The G-Type™ marker, made from a zero halogen, cadmium free and silicone free, UL94 Vo material has been specifically developed for use in confined areas when human life or electronic components could be at risk. The products of combustion are free from halogens. The gusseted design means each size will cover a range of cable diameter sizes and the

chevron cut ensures legends remain aligned. The markers are available in black on yellow.

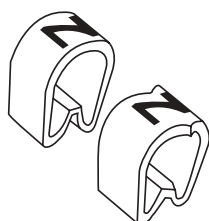
SERVICE TEMPERATURE RANGE: -45°C to +70°C.

MATERIAL: Modified thermo-plastic compound (halogen, silicone and cadmium free).

MARKS AVAILABLE:

A-Z, 0-9, +, -, /, phase, earth, blank and full stop.

CABLE MARKERS



Z-TYPE® MARKERS – STRAIGHT CUT AND CHEVRON CUT

For Cable dia mm	For Cable size* mm ² (BS6004) (BS6231)	Marker size	Marker length mm	Packed		Order code (Straight cut)	Order code (Chevron cut)
				Reel (R) Box (A)	Pancake Reel (PR)		
1.5 – 2.0	–	5	4.5	1000	–	0580	1151
2.0 – 3.2	1.0	7	4.5	1000	–	0581	1152
2.5 – 4.0	1.5	9	4.5	1000	250	0615	1153
2.9 – 4.7	2.5	11	4.5	1000	250	0616	1154
3.4 – 5.7	4.0	13	4.5	1000	200	0617	1155
3.8 – 6.3	6.0	15	4.5	1000	150	0618	1156
4.3 – 6.9	10.0	18	4.5	500	150	0620	1157
5.5 – 8.9	16.0	23	6.0	500	75	0622	1158
7.9 – 12.7	25.0	35	6.0	250	50	0624	1159

*Application to cables BICC Ref. No. 6491X

COLOUR OPTIONS (STRAIGHT CUT)

White body marked black: A-Z, 0-9 and symbols, available on reels (R) in boxes (A) and on pancake reels (PR).

Yellow body marked black: A-Z, 0-9 and symbols, available on reels (R) only.

Colour coded: 0-9 all sizes, available in boxes (A). 0-9 box pack (100 off each number) also available.

COLOUR OPTIONS (CHEVRON CUT)

White body marked black: A-Z, 0-9 and symbols, available in boxes (A) only.

Yellow body marked black: A-Z, 0-9 and symbols, available on reels (R) only.

Colour coded: 0-9, size 11 only, available in boxes (A) or on reels (R).

MATERIAL PPVC.

SERVICE TEMPERATURE RANGE
–45°C to +70°C.

CHEMICAL RESISTANCE

Excellent: Aircraft Fuel, Propan-2-ol, 1,1,1 Trichloroethane, Kilfrost Silicone Hydraulic Fluid **Poor:** Aeroshell (4), Sullage Fluid, Gas Turbine Oil 98. **Poor:** Skydrol 500 B4



K-TYPE® MARKERS

For Cable dia mm	For Cable size* mm ² (BS6004) (BS6231)	Marker size	Marker length mm	Packed (R) Reel	Order code
4.2 – 7.0	4.0 – 10.0	65†	6.0	500	1361

*Application to cables BICC Ref. No. 6491X

†Other sizes available on request.

COLOUR OPTIONS

Yellow body or white body marked black: A-Z, 0-9 and symbols, available on reels (R) only.

Colour coded: 0-9 available on reels (R) only.

MATERIAL
PPVC.

SERVICE TEMPERATURE RANGE
–45°C to +70°C.

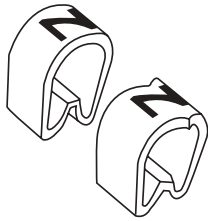
CHEMICAL RESISTANCE

Excellent: Aircraft Fuel, Silicone Hydraulic Fluid, Propan-2-ol, Kilfrost Fluid 1,1,1, Trichloroethane, Petrol, 50% Sodium Chloride, White Spirit, Tap Water, Sea Water, 10%

Detergent Solution, Diesel Fuel, Diala Oil B, Diethyl Ether, Ammonium Hydroxide. **Good:** Aeroshell (4), Sullage Fluid, Gas Turbine Oil 98, Methanol, 20% Sodium Hydroxide. **Poor:** Skydrol 500 B4, Hydrochloric Acid, Acetone.

CABLE MARKERS

1



Z-TYPE® MARKERS Straight and Chevron Cut

Cable diameter																				
mm	0.5	1.0	2.0	3.0	4.0	5.0	6.0	7.0	8.0	9.0	10.0	11.0	12.0	13.0	14.0	15.0				
Cable size* mm²				1.0	1.5	2.5	4.0	6.0		10.0	16.0		25		35		50		70	
5			■																	
7				■	■															
9					■	■	■													
11						■	■	■												
13							■	■	■											
15								■	■	■										
18									■	■	■									
23										■	■	■	■							
35											■	■	■	■	■					

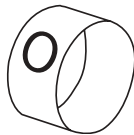
*Application to cables BICC Ref. No. 6491X



K-TYPE® MARKERS

Cable diameter																				
mm	0.5	1.0	2.0	3.0	4.0	5.0	6.0	7.0	8.0	9.0	10.0	11.0	12.0	13.0	14.0	15.0				
Cable size* mm²				1.0	1.5	2.5	4.0	6.0		10.0	16.0		25		35		50		70	
65										■	■	■	■	■	■	■	■	■	■	■

*Application to cables BICC Ref. No. 6491X



O-TYPE™ MARKERS BS3858: 1992 TYPE3

Cable diameter																				
mm	0.5	1.0	2.0	3.0	4.0	5.0	6.0	7.0	8.0	9.0	10.0	11.0	12.0	13.0	14.0	15.0				
Cable size* mm²				1.0	1.5	2.5	4.0	6.0		10.0	16.0		25		35		50		70	
0.75		■																		
10			■																	
12				■																
15					■															
20						■														
25							■													
30								■												
40									■											
55										■	■	■	■	■	■	■	■	■	■	■

*Application to cables BICC Ref. No. 6491X