

CABLE MARKERS

1



K-TYPE® MARKERS

- Elliptical profile for fitting to cables or carrier strips
- Large characters for easy reading
- Colour coding option enables identification when mark is obscured
- Pre-print service available, contact Tyco Electronics

The K-Type® marker has an elliptical profile which allows a wide cable diameter range from 4mm² to 10mm² to be accommodated. An alternative method of fixing using carrier strips and retaining straps in various forms allows the K-Type® marker to be used for marking of outer cable,

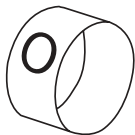
conduit or pipe before or after termination. Marks can be changed easily.

SERVICE TEMPERATURE RANGE: -45°C to +70°C.

MATERIAL: Plasticised PVC.

MARKS AVAILABLE:

A-Z, 0-9, +, -, /, phase, earth, blank and full stop.



O-TYPE™ MARKERS

- Conforms to BS3858: 1992 Type 3
- Colour coding enables identification when mark is obscured
- Thin wall for densely packed wiring

The O-Type™ marker is a thin walled plasticised PVC marker which is particularly suited to high density wiring applications where space saving is paramount. Nine sizes of marker cover cable sizes up to 16mm². They are colour coded to BS3858: 1992 which includes repeated printing of the individual digit three times around the

circumference of the marker.

Letters and symbols are printed on a pink background.

SERVICE TEMPERATURE RANGE: -65°C to +95°C.

MATERIAL: Plasticised PVC.

MARKS AVAILABLE: A-Z, 0-9, +, -, /, phase, earth, blank and full stop.



E-TYPE™ MARKERS

- Snap-on marker for terminated cables
- Built-in applicator for ease of use
- 10 sizes cover cable range from 0.10mm² to 100mm²
- European colour coding option enables identification when mark is obscured

E-Type™ markers allow for the marking of in-situ wiring or cables after termination. Markers are easily and quickly applied using the built-in applicator. The flared end of the applicator is placed on the wire to be marked and markers are pushed down the applicator on to the wire. The material used to produce the markers is very elastic which

allows them to grip the wire and remain in place once applied. The chevron cut ensures legends remain aligned.

SERVICE TEMPERATURE RANGE: -40°C to +125°C.

MATERIAL: High quality copolymer.

MARKS AVAILABLE: A-Z, 0-9, +, -, /, phase, earth, blank and full stop.



G-TYPE™ MARKERS

- Zero halogen, UL94 Vo gusseted marker
- Mark permanence to BS3858 Clause 9.9, DIN VDE 0611 Part 1 and DIN VDE 0360 Part 1
- Five sizes cover outside cable diameters from 1.4 to 12.5mm
- Expanding gusset for ease of application
- Interlocking for alignment of marks

The G-Type™ marker, made from a zero halogen, cadmium free and silicone free, UL94 Vo material has been specifically developed for use in confined areas when human life or electronic components could be at risk. The products of combustion are free from halogens. The gusseted design means each size will cover a range of cable diameter sizes and the

chevron cut ensures legends remain aligned. The markers are available in black on yellow.

SERVICE TEMPERATURE RANGE: -45°C to +70°C.

MATERIAL: Modified thermo-plastic compound (halogen, silicone and cadmium free).

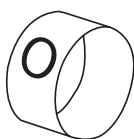
MARKS AVAILABLE:

A-Z, 0-9, +, -, /, phase, earth, blank and full stop.



CABLE MARKERS

1



O-TYPE™ MARKERS BS3858: 1992 TYPE 3

For Cable dia mm	For Cable size• mm ² (BS6004) (BS6231)	Marker size	Marker length mm	Packed	Order code Part cut
0.6 – 1.0	–	0.75	3.0	1000	1106-0
0.9 – 1.3	–	10	3.0	1000	1107-0
1.1 – 1.6	–	12	3.0	1000	1108-0
1.4 – 2.1	–	15	3.0	1000	1109-0
1.9 – 2.8	–	20	5.0	1000	1110-0
2.4 – 3.5	1.0	25	5.0	1000	1111-0
2.9 – 4.8	1.5	30	5.0	1000	1112-0
3.9 – 5.8	2.5 & 4.0	40	5.0	1000	1113-0
5.3 – 8.0	6.0 & 10.0	55	5.0	1000	1114-0

*Application to cables BICC Ref. No. 6491X

COLOUR OPTIONS

Pink body marked black: A-Z and symbols.

Colour coded: 0-9.

MATERIAL

PPVC.

SERVICE TEMPERATURE RANGE

-65°C to +95°C.

UV RESISTANCE

Tested to BS3858: 1992. The printing on the sleeving was clearly legible in completion of the test.

STANDARDS

Conforms fully to BS3858: 1992 Type 3 Binding and identification sleeves for use on electrical cables and wires.

CHEMICAL RESISTANCE

Excellent: Aircraft Fuel, Silicone Hydraulic Fluid, Propan-2-ol, Kilfrost 1,1,1, Trichloroethane, Petrol, 50% Sodium Chloride, White Spirit, Tap Water, Sea Water, 10% Detergent Solution, Diesel Fuel, Diala Oil B, Diethyl Ether, Ammonium Hydroxide. **Good:** Aeroshell (4), Sullage Fluid, Gas Turbine Oil 98, Methanol. **Poor:** Skydrol 500 B4, Hydrochloric Acid, Acetone.



E-TYPE™ MARKERS

For Cable dia mm	For Cable size• mm ² (BS6004) (BS6231)	Marker size	Applicator Colour	Packed	Order code
1.0 – 1.4	0.1 – 0.5	1†	Brown	300	0650
1.4 – 1.8	0.5 – 0.7	2†	Grey	300	0651
1.9 – 2.6	0.7 – 1.0	3†	Green	300	0652
2.6 – 3.5	1.5 – 3.4	6†	Red	300	0653
3.3 – 4.5	2.5 – 6.0	9†	Blue	300	0654
4.5 – 6.0	6.0 – 10.0	12†	Yellow	300	0655
5.8 – 8.5	10.0 – 16.0	15††	–	50	0656
8.5 – 11.5	16.0 – 25.0	17††	–	50	0657
11.0 – 15.5	25.0 – 70.0	21††	–	50	0658
15.0 – 19.0	70.0 – 100.0	24††	–	50	0659

* Application to cables BICC Ref. No. 6491X

† Packs contain 10 applicators, each carrying 30 markers.

†† Packs contain 50 markers; applicators are sold separately, please contact Tyco Electronics.

COLOUR OPTIONS

White body marked black: A-Z, 0-9 and symbols.

Yellow body marked black: A-Z, 0-9 and symbols.

Colour coded (European): 0-9.

MATERIAL

POM.

SERVICE TEMPERATURE RANGE

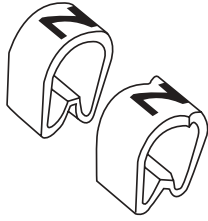
-40°C to +125°C.

CHEMICAL RESISTANCE

Excellent: Diesel Fuel, Petrol Fuel, Glycol (50%), Gear Oil, Ethanol, Mineral Oil, Toluene, Xylene, Sodium Hydroxide (10%), Sodium Chloride (10%), Ammonia (10%), Sea Water, Aircraft Fuel (70% iso-octane, 30% toluene volume by volume).

CABLE MARKERS

1



Z-TYPE® MARKERS Straight and Chevron Cut

Cable diameter																				
mm	0.5	1.0	2.0	3.0	4.0	5.0	6.0	7.0	8.0	9.0	10.0	11.0	12.0	13.0	14.0	15.0				
Cable size* mm²				1.0	1.5	2.5	4.0	6.0		10.0	16.0		25		35		50		70	
5			■																	
7				■	■															
9					■	■	■													
11						■	■	■												
13							■	■	■	■										
15								■	■	■	■									
18									■	■	■	■								
23										■	■	■	■	■						
35											■	■	■	■	■	■	■	■	■	■

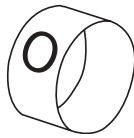
*Application to cables BICC Ref. No. 6491X



K-TYPE® MARKERS

Cable diameter																				
mm	0.5	1.0	2.0	3.0	4.0	5.0	6.0	7.0	8.0	9.0	10.0	11.0	12.0	13.0	14.0	15.0				
Cable size* mm²				1.0	1.5	2.5	4.0	6.0		10.0	16.0		25		35		50		70	
65										■	■	■	■	■	■	■	■	■	■	■

*Application to cables BICC Ref. No. 6491X



O-TYPE™ MARKERS BS3858: 1992 TYPE3

Cable diameter																				
mm	0.5	1.0	2.0	3.0	4.0	5.0	6.0	7.0	8.0	9.0	10.0	11.0	12.0	13.0	14.0	15.0				
Cable size* mm²				1.0	1.5	2.5	4.0	6.0		10.0	16.0		25		35		50		70	
0.75		■																		
10			■																	
12				■																
15					■															
20						■														
25							■													
30								■	■											
40									■	■	■									
55										■	■	■	■	■						

*Application to cables BICC Ref. No. 6491X